



Clawton Primary School Newsletter 16th May 2025

Dear Parents and Carers,

I would like to start this fortnight's newsletter by saying a huge well done to our Year 6 children. This week, they sat their KS2 SATS. The adults who supported the administration of the assessments were also really impressed with the focus and determination of all of the children. Thank you to the parents who supported us – either at home or during the actual papers – we really appreciated it!

Our rehearsals for the summer production will now get under way for Key Stage 2, and the whole school have already learnt two of the songs. If you are able to give any time to support with prop making, we would be very grateful!

The children enjoyed commemorating VE day, and looked fantastic in their red, white and blue clothing! Most of us enjoyed a lovely indoor picnic, with our hardy Owls venturing outside to eat. The children enjoyed a more relaxed eating arrangement inside, choosing their friends to sit with on "picnic mats"!

Our Facebook page has been picking up, and we have been trying to make sure that we are posting regular updates. Please "like and share" to celebrate all of the wonderful learning opportunities that are taking place. Some of the posts are "wow" moments, whilst others are posts about how we learn at Clawton.

We have been thoroughly enjoying this lovely sunny weather and spending as much time outside as possible. This looks set to continue until the end of this term. Please make sure you apply sun cream before school and send your child with a hat and refillable drinks bottle.

Kind regards,

Mrs Steyn



Clawton School
Contact details:

01409 253618

clawton_sch@alumnismat.org
www.clawton-sch.org

Inclusion Team contact details:

James Creek - 07596 476 145

Key dates:

22nd May – last day of term

23rd May – Non-Pupil Day

2nd June – First day back of Term 6

Focus virtue this week:


Confidence

Toddlers

The Toddler group have been exploring the wonderful outdoors and getting close to nature, collecting wild flowers and greenery to create artwork. Our Toddler board is now full of 'Our faces in nature' We also produced an amazing collection of sun catchers with nature.



Alongside our creative art, we celebrated VE day by exploring red, blue and white paint onto the Union Jack and enjoyed a street party shared.



After half term we will be everything ocean, so come along for an ocean themed play and a cuppa!

**NEWBORN TO
RECEPTION
WELCOME**

£1.50 per
child
£2.00 per
family

CLAWTON PARENT & TODDLER GROUP

9.15am - 11am

**EVERY FRIDAY
DURING TERM TIME**

GREAT ACTIVITIES AND EQUIPMENT

**FIND US ON FACEBOOK
OR CONTACT US ON
01409 253618**

Clawton Primary school hall

MEET ~ PLAY ~ SOCIALISE



Owls Class - *Who are our Royal Family?*

Academic:

The Crown Jewels - a fantastic excuse to get out the glitter and gems! Some amazing creations from our Owls. They took their time and a lot of Patience to produce some gorgeous sparkling crowns.

This week we have been focusing on what a Coat of Arms is and how they are made. We have researched that they are very colourful so they can be seen from a distance (Any excuse to bling up our creativity sides) Owls have created some fantastic Coat of Arms with character virtues in mind. For example flowers to resemble a caring virtue, feathers for creativity, bottle top patterns to resemble critical thinking and so many more!



Character:

As we have started off our new topic of the Royal Family, Owls have learnt that the king has Respect for his country and that the Royal Family do a lot of charity work all around the world. Doing charity work is a Kind and Caring virtue to offer. It includes Helping people who are less fortunate than yourself and provides a Service. Owls were able to describe what is meant when we say the word 'Charity' One owl replied and told us it meant selling things, like we sold cakes to raise money for the Devon Air Ambulance Charity.



Community:

Last week, Owls enjoyed a gardening session with Wendy and her team (And Herbie) Owls enjoyed learning about what a Coat of Arms means. They went on a colour hunt around the school garden to find colourful resources to make their own Coat of Arms.




Last week, Owls commemorated V.E Day - 80yrs with dressing up in colours of red, white and blue, and having a picnic in the field.




Digital and Innovation:

As we have delved into our Talk 4 Writing story 'The King's Pants', Owls have enjoyed this story. They loved the idea of all the different pants the King has. This has led us into our creative activity - to design some pants of our own for the king! Some amazing designs Owls - the King will love them!



This week was story map sequencing time. Owls love drawing their own pictures then retelling me all about the story.

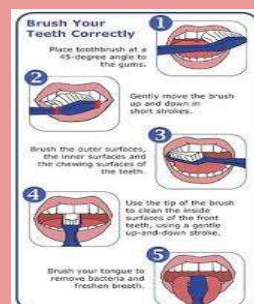


Hedgehogs and Squirrels - What is a Monarch?

Academic:

This week the children have been learning how to ensure they have good oral health routines. As a class, we came up with 5 top tips we can follow to make sure we keep our teeth pearly white! These are:

1. Brush twice a day.
2. Brush for 2 minutes in a circular motion.
3. DO NOT rinse your mouth out with water afterwards. Let the fluoride in the toothpaste work its magic!
4. Don't eat too many sugary snacks.
5. Drink milk to make your teeth strong and healthy.



Character:

This week we had some new pets delivered to Hedgehog Class! These little green critters are very shy and will only come out to see the children if they are working quietly. They like to sit on the desks and watch what they are doing.... they also like a little stroke from time to time! These Quiet Critters are designed to help the children with their learning behaviours and encourage them to manage their distractions while they are working on a task. So far they have been a big hit and have helped their concentration and motivation.




Community:

We would like to say a huge congratulations to Harrison Andrew in year 2 who successfully rode 18 kilometres around Tamar Lake on his bike. While doing so he managed to raise over £5,000 for Devon Air Ambulance in memory of his younger brother, Jenson. Well done Harrison, we are all so incredibly proud of your courage and determination! What a great example of an Inspiring Fundraiser you are!



Digital and Innovation:

This week the children learnt about how castles have changed over time. We put pictures of castles in time order from the earliest motte-and-bailey castles to more modern fortified manor houses. The children were then challenged to use their collaboration skills and work in pairs to design their own castles. They had a list of features to include such as a portcullis, a gatehouse, a moat, battlements, a keep, walls and a tower.



Fox Class - *How hard was it to invade and settle in Britain?*

Academic:

Over the last couple of weeks the children have been focused on their learning. In Maths we have just started the new unit on Fractions. The children have learnt what a numerator is and a denominator and what a fraction means. In English the children have finished writing their descriptive narrative, these were full of adjectives and detailed descriptions. In History we have looked at some artefacts from the Anglo-Saxon period and we have looked at the Saints who tried to convert people into Christianity. In Science we have made electrical circuits, testing to see how many lightbulbs we could light up and testing to see if there was a pattern between the number of light bulbs and the brightness of the bulbs. We have also started to learn the new songs

Character:

One of the focus virtues has been confidence. We have also been remembering the other virtues around school such as friendliness and resilience. We have had a number of assemblies and class lessons about these virtues. Confidence has been demonstrated throughout the class by lots of children in all that they have been doing.



Community:

The last couple of weeks the children have been making sure that the garden is ready for summer and the school community have welcomed the gardening community into school to support with this. The garden now has a variety of vegetables growing!



Digital and Innovation:

This week we have exploring databases and constructing flowcharts with yes and no questions. The children created a Who did it? Scenario and had to answer questions to find the culprit! This was an online version of Guess Who!

Badger Class

Academic:

We have now started a new unit of work for English. This is all about myths and legends and fits in really well with our history on the Vikings, as we have also been looking at Viking sagas and writing our own.

In math we have finished ratio, percentages and fractions and moved onto algebra. The children are quickly coming to grips with using letters and symbols to represent different variables. They have learnt the formula for the area of a rectangle and a triangle.

Character:

Our wonderful year 6 children have worked so hard on their SATs this week. It has been a tough week for them but they have remained focussed and determined throughout. They have completed a grammar paper, a spelling paper, a reading paper and 3 maths papers.

Year 5 have been very kind and considerate as they have wished the year 6s luck and have stayed calm and quiet so that they have been able to concentrate.

Community:

Swimming is going really well and the children love being in the water. It has been great to see the confidence of the less able swimmers grow and to see them swimming further down the length of the pool each week.

Our music teacher is full of praise for the children who have instrumental tuition with her. We have two children who have piano lessons and one who is learning the saxophone. They are also learning the theory of music.



Digital and Innovation:

DT is proving a success this term as it is all about food! The children have now designed their own recipes for bolognaise and we will be making these next week.

In Nature Education the children have used their chrome books to draw the school in 3D. They can then move their model to look at the school from different angles. This links to their ICT lessons where they have been using Tinkercad to do 3D modelling.

